

CHI14

1 pole | High Inrush Relay

Main circuit

Available contact materials	AgSnO ₂
Maximum contact load AC-1	16 A / 250 V
Recommended minimum contact load	100 mA / 12 V
Rated load	16 A
Inrush current	165 A, 20 ms
Inrush current	800 A, 200 μs
Operating voltage AC / DC	80 ... 250 V
AC load	4000 VA
DC load	fig. 2.
Mechanical endurance (cycles)	≥ 5 000 000
Electrical endurance at rated load AC-1 (cycles)	≥ 5000
Number of contacts	1 NO

Control circuit

Nominal voltage	24 ... 240 V UC
Operating voltage range	0.7 U _N ... 1.05 U _N
Pick-up voltage	≤ 0.7 U _N
Release voltage	≥ 0.1 U _N
Power consumption AC	1.2 VA
Power consumption DC	0.43 W
Frequency range	0;16 ... 63 Hz

Insulation

Rated impulse withstand voltage open contact	1 kV / 1 min
Contact / coil	2.5 kV / 1 min
Pollution degree	2
Overvoltage category	II

General data

Ambient temperature storage (no ice)	-40 ... 85 °C
Ambient temperature operation	-40 ... 60 °C
Maximum pick-up time	500 ms
Conductor cross section	Stranded wire 2.5 mm ² , 2 x 1.5 mm ²
Nominal screw torque	0.4 Nm
Protection degree	IP 20
Dimension	fig. 3.
Weight	70 g
Housing material	PA / PC

Product references

Main circuit	Type	24-240
1 NO	CHI14/UC...V	✓

Other voltages on request. Please contact support@comatreleco.com.

«...» List coil voltage to complete product references




fig. 1. Wiring diagram

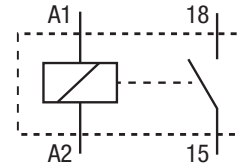


fig. 2. DC load limit curve

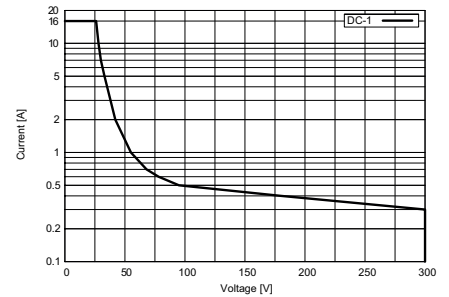
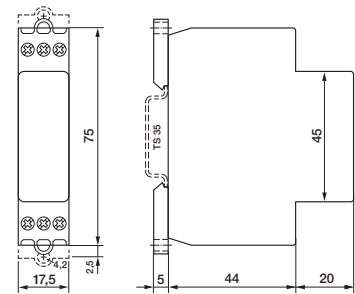


fig. 3. Dimension (mm)



Technical approvals, conformities

Standards EN 61000-6-2; EN 61000-6-3; EN 60730-1

Approvals